Engagement Summary
Community Vision, and Council, Asset and Financial Plans
October 2024

We hosted an initial conversation to support a review of the **Community Vision, Council Plan, Asset Plan** and **Financial Plan** over two and a half months from July to mid-September.

Nearly **500** individuals were engaged via:

- two online questionnaires
- an online 'Fund-it' tool
- an online ideas wall
- hard copy postcards
- the Hello Lamp Post chat tool
- 13 in-person events

Physical displays, translated postcards, and postcard drop-boxes were also provided at the Maribyrnong Aquatic Centre, Maribrynong and Yarraville community centres, Footscray Library, and the Phoenix Youth Hub to support participation.

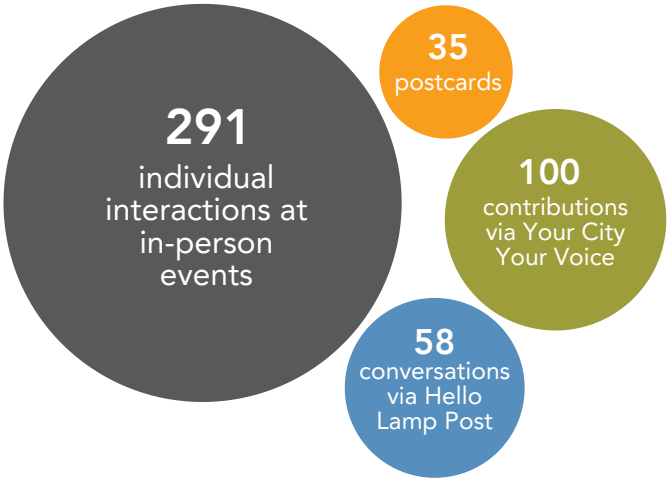

There were **75** responses to two online questionnaires hosted on Your City Your Voice

92% live in Maribyrnong

Majority were aged **25-54**

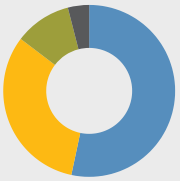

53% woman
32% man
10% prefer not to say
4% other

26 respondents shared their diversity information:

- **50% (13)** identified as members of the LGBTIQA+ community
- **31% (8)** identified as a person living with a disability
- **15% (4)** spoke a language other than English at home
- **4% (1)** identified as Aboriginal or Torres Strait Islander

Do you think the Community Vision is still relevant?

Of **33** responses to the online questionnaire:

58% thought it was **still relevant**

37% said **it was okay** but could be changed a bit

5% said it **needs some work**

Of **29** postcard responses, most agreed it was relevant:



93.1% Yes
6.9% No

Are the current Council strategic objectives still important to you?

Of **33** contributions to the online questionnaire:

- **42%** (**14**) felt the strategic objectives were on the right track
- **15%** (**5**) wanted to see neighbourhood prioritised
- **15%** (**5**) saw a need for 'meaningful action'

Of **34** postcard responses:

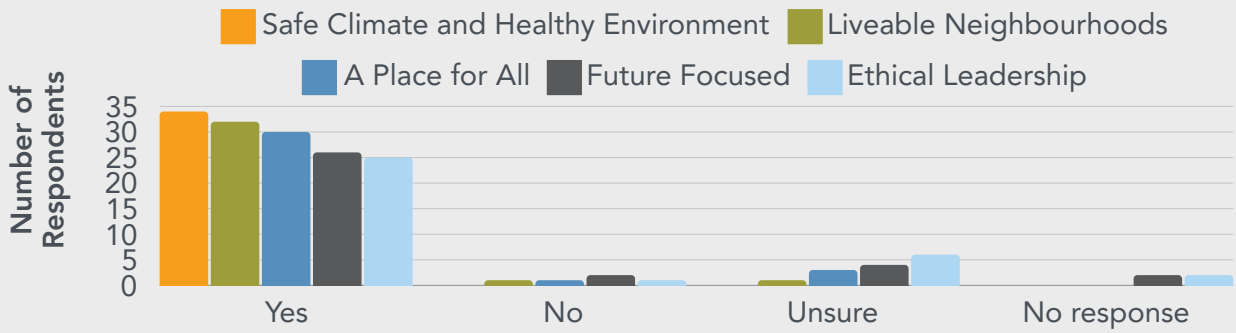

When thinking about balancing revenue with expenditure, which of the following would you find most acceptable?

Of **42** responses:

- Decrease in services or expenditure (**16**)
- Increasing the municipal charge (currently $20) (**14**)
- Increasing rates in line with the rates cap (**13**)
- Increase in user fees and charges (**12**)

When considering the management of our community assets which approach would you prefer Council to adopt for future budgets?

Of **42** responses:

36% supported continuing to maintain and renew current assets with any significant upgrades to be funded by grants and increased rates.

33% supported continuing to maintain and renew current assets with any significant upgrades to be funded in full by grants.

31% supported rationalising and consolidating community assets where possible.

'Fund It' Results

The 'Fund It' online tool allowed respondents to identify the services most important to them over the next ten years. Of **22** contributions, the top five service categories were:

1. Roads and drainage maintenance (**17**)
2. Open space, city design, and strategic planning (**14**)
3. Sustainability and the environment (**14**)
4. Leisure, health and wellbeing (**13**)
5. Library Services (**13**)